



ADOPTED BUDGET

FOR FISCAL YEAR 2019-2020

Adopted by Council – September 26, 2019





TOWN OF ASTATULA

Mayor, Council Members and Citizens of Astatula:

Submitted in the following packet is the proposed budget for the Town of Astatula for FY 2019. The packet provides baseline budget requests by fund and department as well as supplementary information to aid in decision-making.

Tab 1 (pages 1.1 – 1.3)

Tab 1 provides an overview of the budget revenues and expenditures for the fiscal year 2019-2020 for the Town. Page 1.1 shows the reporting structure of the Town reflecting each department and its employees. Page 1.2 shows a breakdown of the Revenues by fund that are expected to be received and the budgeted expenditure broken down by personal services, operating expenditures and capital outlay. Page 1.3 provides an easy to follow chart showing where the money will come from with specific detail in the Tabs that follow.

Tab 2 (pages 2.1 – 2.3)

A Summary of the Town's General Fund Revenues are provided in Tab 2. Three years of data are presented; the FY 2018 actual revenues, the FY 2019 adopted budget and the FY 2020 proposed budget. Revenues are presented separately for each fund along with a pie chart showing general fund revenues. Some significant highlights within the revenue summaries are:

On July 1, 2018, the Lake County Property Appraiser provided the Town with an estimate of taxable value. The value provided was \$58,149,514 which represents an increase of \$3,613,376 (6.62%) from the prior year. Assuming the same millage rate is adopted as the prior year, this will result in an increase in Ad Valorem taxes of \$27,100.

A carry forward amount from the prior year of \$14,000 in the general fund; \$52,772 in the Transportation fund and \$219,650 in the Infrastructure fund are necessary to meet the budgeted expenditures. An amount of \$48,000 in the general fund revenues will be paid by the Lake County School Board to cover the cost of the school resource officer that our police department will provide.

Tab 3 (pages 3.1 – 3.3)

Tab 3 presents summaries of expenditures within the town by fund and department. As with revenues, three years of data are presented; the FY 2018 actual expenditures, the FY 2019 adopted budget and the FY 2020 proposed budget. The pie chart on page 3.2 and 3.3 provides a visual of where the money goes both in total and for the General Fund only.

Tab 4 (pages 4.1 – 4.3)

Tab 4 presents the budget proposal for the Legislative (Mayor & Council), Executive (Clerk) and the Financial & Administrative departments. The top portion of each department's page represents a summary of proposed revenues and/or expenditures, with specific line-item detail being provided in the bottom portion.

Tab 5 (pages 5.1 – 5.4)

Tab 5 presents the budget proposal for services that are contracted out. They include Legal, Planning, Protective inspections (Permitting) and Solid Waste (Garbage Collection).

Tab 6 (page 6.1)

Tab 6 presents the budget proposal for Law Enforcement and Other Public Safety. Included in this year's budget is the \$48,000 revenue from the school Board and the corresponding cost for the full time School Resource Officer.

Tab 7 (pages 7.1 – 7.2)

Tab 7 presents the budget proposal for the Public Works and Parks & Recreation departments.

Tab 8 (pages 8.1 – 8.3)

Tab 8 presents the minor budget items; Fire Control (Well), Stormwater Management and Physical Environment (Cemetery).

Tab 9 (page 9.1)

Tab 9 presents the budget proposal for the Transportation Fund. This fund uses restricted revenues from the County (Local Gas Taxes) and a portion of State Revenue Sharing. It can therefore only be used for expenditures related to Roads and Right-of-Ways.

Tab 10 (page 10.1)

Tab 10 presents the budget proposal for the Infrastructure Fund. This fund also uses restricted revenues (Discretionary Surtax) from the State and can only be used for capital purchases and projects. The new Community Center will commence construction in the fall of 2019 and \$300,000 has been appropriated in the infrastructure budget to complete the project (part funded by a \$700,000 CDBG grant and a loan for \$350,000). It is necessary to carry forward \$219,650 from previous years to meet the budgeted expenditures.

Respectfully Submitted,



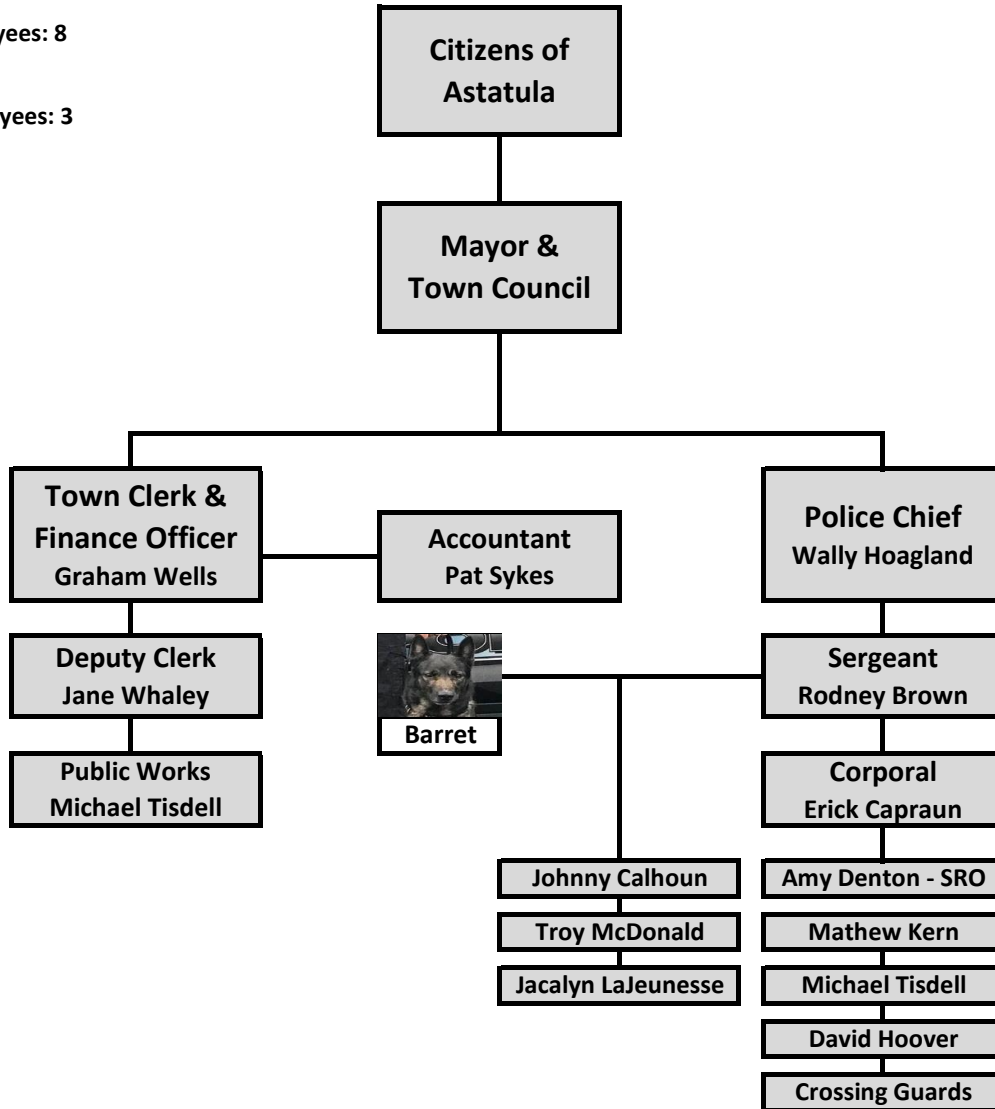
Graham Wells
Town Clerk & Finance Officer

**Reporting Structure
FY 2019 Budget**



Full-Time Employees: 8

Part-Time Employees: 3



Current Revenue & Expenditure - Overview FY 2019 Budget



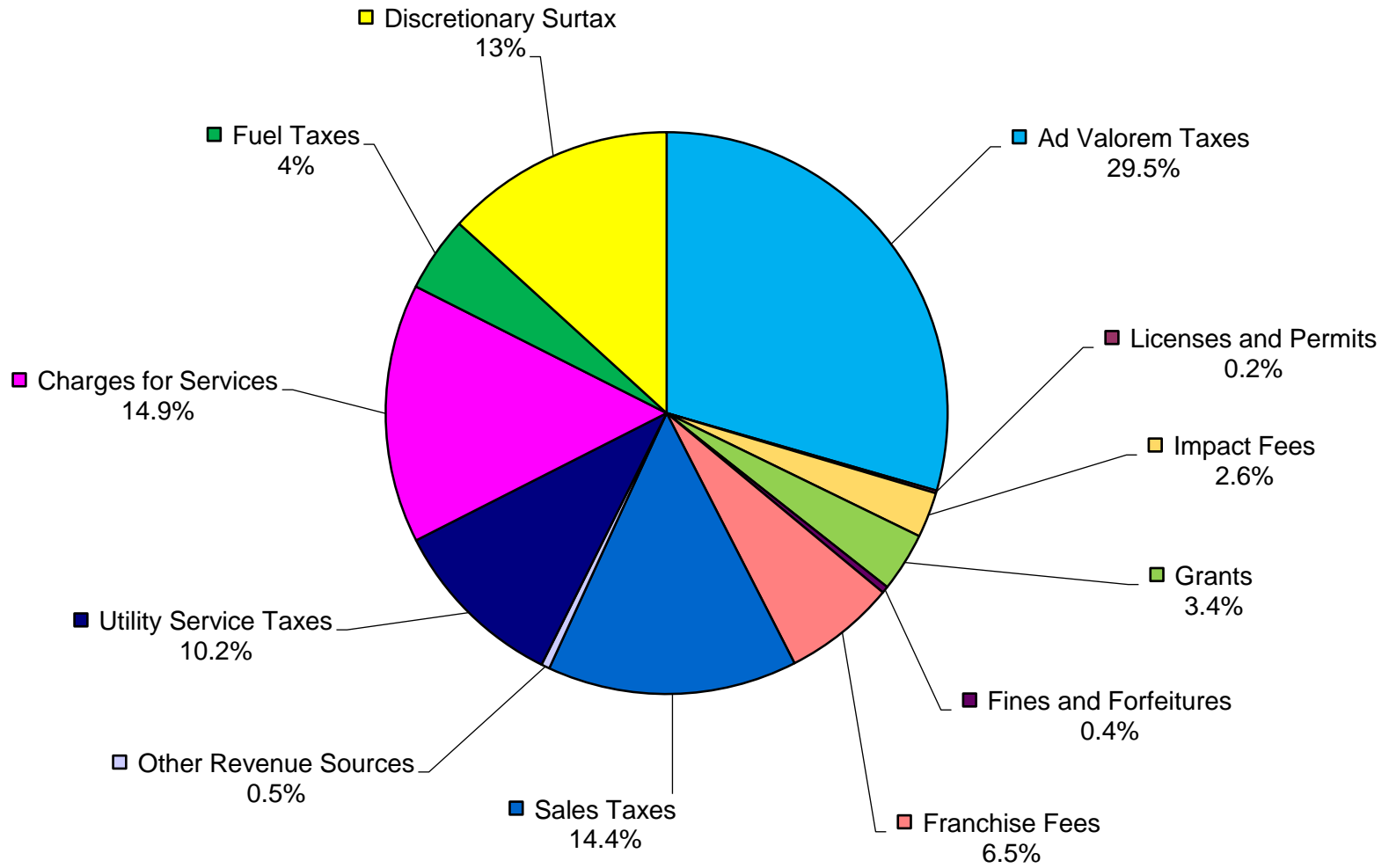
The figures shown below represent Current Revenues; the amount of money budgeted that the Town will receive in FY 2019 and Current Expenditures; the amount of money budgeted to be spent in FY 2019.

General Fund	FY 2019 Budget
Ad Valorem Taxes	414,315
Utility Service Taxes	143,120
Sales Taxes - Collected by the State	183,300
Franchise Fees	90,851
Licenses & Permits	2,220
Fines & Forfeits	5,520
Charges for Services	209,986
Grants & School Board Funding	48,000
Impact Fees	36,695
Other Revenue Sources	6,800
Carry Forward from Prior Year	14,000
TOTAL CURRENT REVENUES	\$ 1,154,807
Personal Services	636,803
Operating Expenditures	467,309
Capital Outlay	50,695
TOTAL CURRENT EXPENDITURES	\$ 1,154,807

Transportation Fund	FY 2019 Budget
Carry Forward from Prior Year	52,722
County 9th Cent Tax	12,500
Local Option Gas Tax	48,500
State Revenue Sharing	19,000
TOTAL CURRENT REVENUES	\$ 132,722
Operating Expenditures	132,722
TOTAL CURRENT EXPENDITURES	\$ 132,722

Infrastructure Fund	FY 2019 Budget
Carry Forward from Prior Year	219,650
Discretionary Surtax	186,000
TOTAL CURRENT REVENUES	\$ 405,650
Operating Expenditures	57,500
Debt Service	12,000
Capital Outlay	336,150
TOTAL CURRENT EXPENDITURES	\$ 405,650

**FY 2019-20
TOWN OF ASTATULA REVENUES
ALL FUNDS**

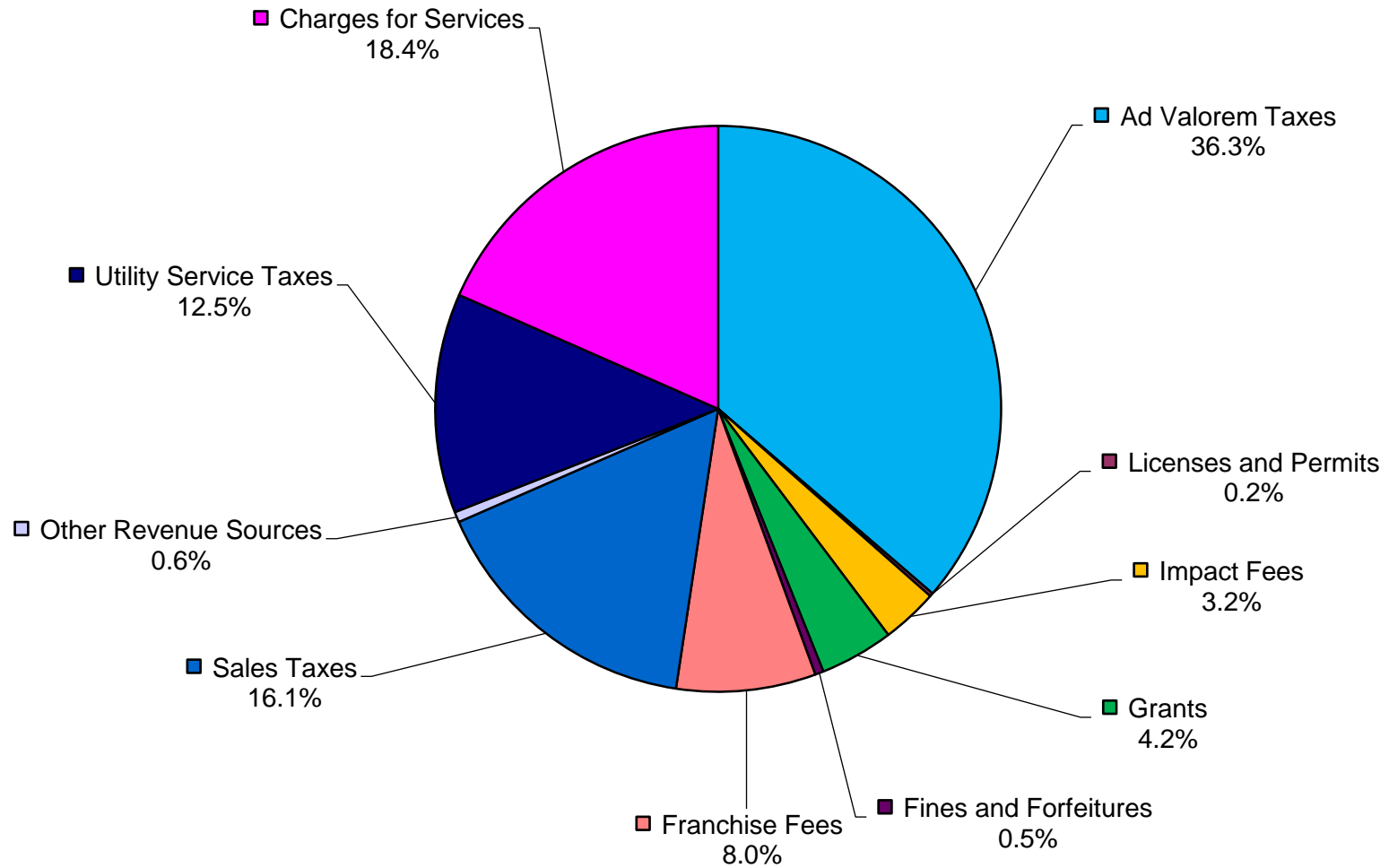


**General Fund Revenue Summary
FY 2019 Budget**



	FY 2017 Actual	FY 2018 Budget	FY 2019 Budget
Ad Valorem Taxes			
Current Ad Valorem Taxes	373,670	388,570	414,315
Utility Service Taxes			
Electricity Service Tax	113,849	116,170	121,520
Communications Service Tax	21,620	22,150	21,600
Sales Taxes - Collected by the State			
Half Cent Sales Tax	115,138	119,800	118,800
State Revenue Sharing	58,788	56,200	64,500
Franchise Fees			
Electricity Franchise	70,595	72,200	73,440
Solid Waste Franchise	15,722	17,020	17,411
Licenses and Permits			
Business Tax Receipts	2,090	750	540
Occupational Licenses	366	500	480
Mobile Home Licenses	905	1,100	1,200
Fines and Forfeits			
Traffic Court Fines	5,354	8,000	5,400
County Court Fines	14	100	0
Investigative Cost Recovery	136	150	120
Charges for Services			
Building Permit Fees	50,075	35,500	42,000
Planning and Zoning Review Fees	1,140	5,000	3,600
Garbage/Solid Waste Collection	156,454	159,070	164,386
Grants and School Board Funding			
School Resource Office	10,000	40,000	48,000
Impact Fees			
Residential Impact Fees	14,078	17,600	35,195
Commercial Impact Fees	28,465	0	0
Administrative Fees	1,210	500	1,500
Other Revenue Sources			
Office Fees - Notary, Copy, Fax, Lien Search	803	1,000	1,800
Police Education	368	500	720
Interest Earnings	77	100	100
Community Building Rental	1,279	1,200	1,200
Contributions to Cemetery	3,651	2,000	1,980
Other Miscellaneous Revenue	74,315	4,000	1,000
Carry Forward from Prior Year	60,000	0	14,000
TOTAL GENERAL FUND REVENUES	\$ 1,180,162	\$ 1,069,180	\$ 1,154,807

**FY 2019-20
GENERAL FUND REVENUES**



**Transportation/Infrastructure Revenue Summary
FY 2019 Budget**



	FY 2017 Actual	FY 2018 Budget	FY 2019 Budget
Transportation Fund Revenues			
Carry Forward from Prior Year	0	0	52,722
County 9th Cent Tax	11,514	12,950	12,500
Local Option Gas Tax	49,012	49,400	48,500
State Revenue Sharing	18,371	17,590	19,000
TOTAL TRANSPORTATION FUND REVENUES	\$ 78,897	\$ 79,940	\$ 132,722
Infrastructure Fund Revenues			
Carry Forward from Prior Year	0	172,150	219,650
Discretionary Surtax	181,047	189,000	186,000
TOTAL INFRASTRUCTURE FUND REVENUES	\$ 181,047	\$ 361,150	\$ 405,650

**Expenditure Summary by Department
FY 2019 Budget**



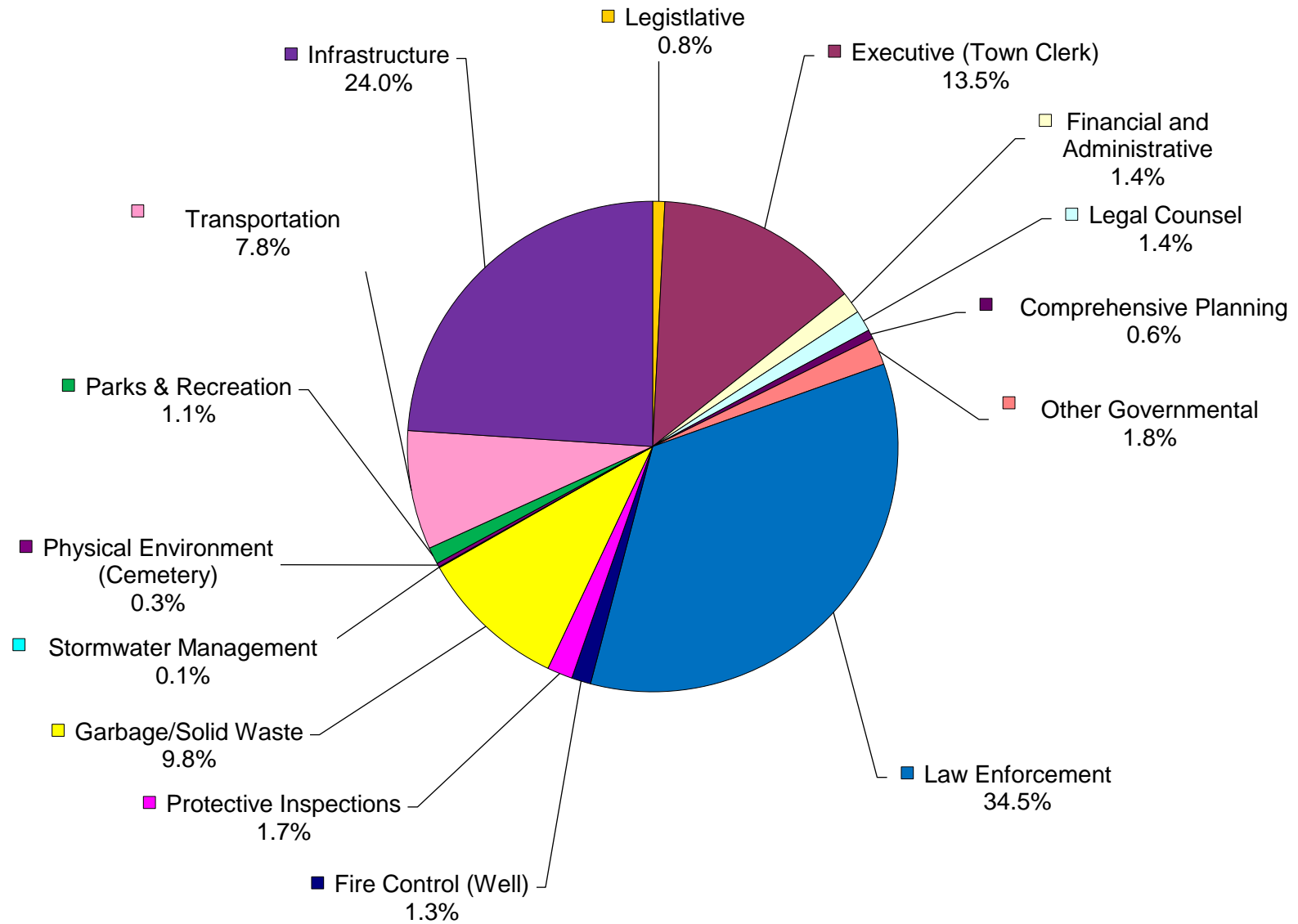
General Fund Expenditure by Department	FY 2017 Actual	FY 2018 Budget	FY 2019 Budget
Legislative (511)	11,369	12,976	13,455
Executive - Town Clerk (512)	216,586	241,521	228,685
Financial & Administrative (513)	71,387	59,000	24,500
Legal Council (514)	23,929	17,100	23,500
Comprehensive Planning (515)	5,640	7,000	10,000
Other General Governmental (519)	28,294	35,716	30,853
Law Enforcement (521)	481,806	518,325	584,720
Fire Control - Well (522)	4,645	8,384	21,457
Protective Inspections (524)	30,648	23,967	28,300
Garbage/Solid Waste Disposal (534)	147,741	160,079	165,283
Stormwater Management (538)	263	1,000	1,000
Other Physical Environment (539)	1,070	7,171	4,300
Parks & Recreation (572)	4,436	22,256	18,753
TOTAL GENERAL FUND EXPENDITURE	\$ 1,027,813	\$ 1,114,495	\$ 1,154,807

Transportation Fund Expenditure by Department	FY 2017 Actual	FY 2018 Budget	FY 2019 Budget
Transportation	185,438	74,940	132,722
TOTAL TRANSPORTATION FUND EXPENDITURE	\$ 185,438	\$ 74,940	\$ 132,722

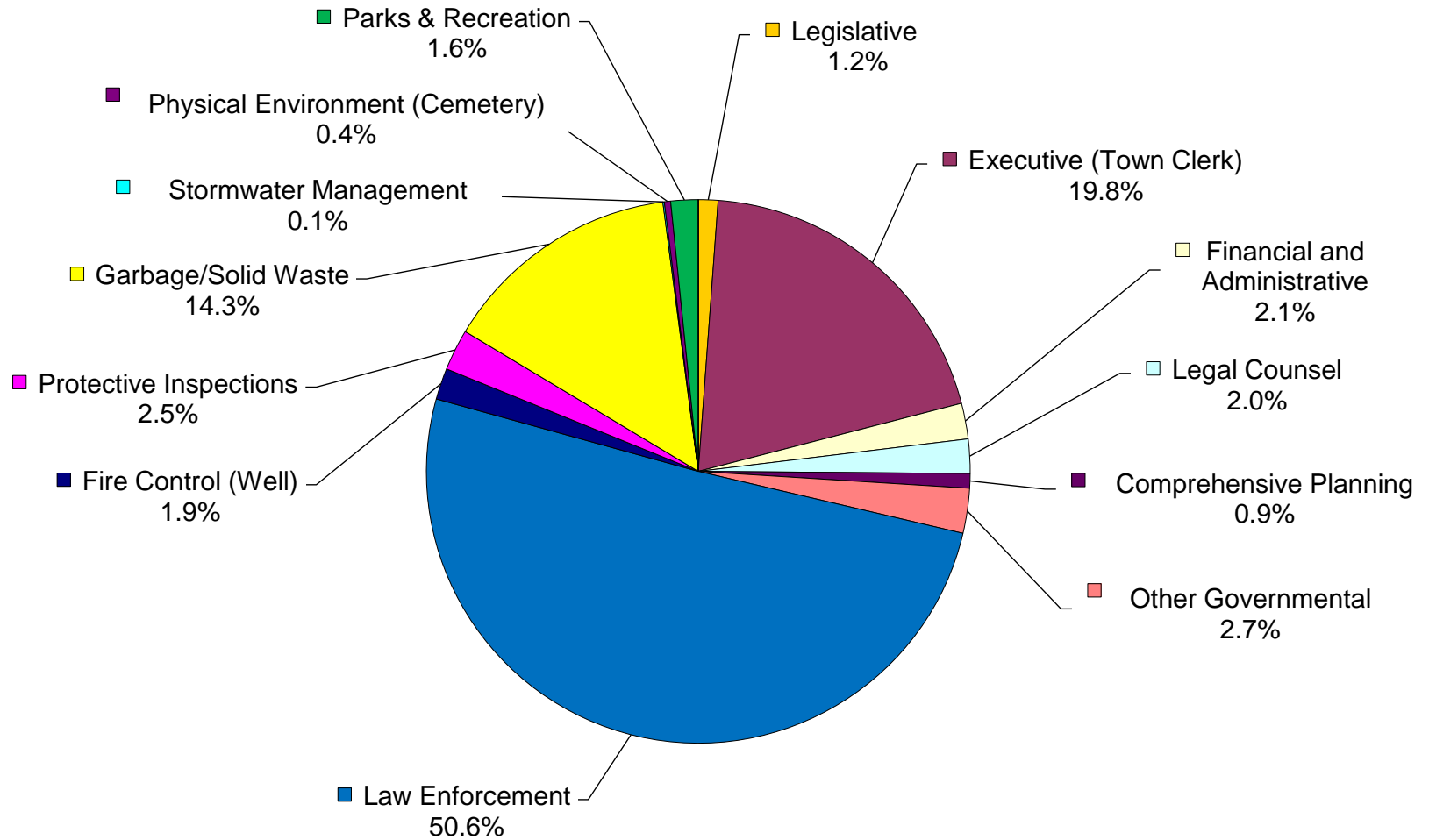
Infrastructure Fund Expenditure by Department	FY 2017 Actual	FY 2018 Budget	FY 2019 Budget
Infrastructure	93,038	361,150	405,650
TOTAL INFRASTRUCTURE FUND EXPENDITURE	\$ 93,038	\$ 361,150	\$ 405,650

Total Expenditure - All Funds Expenditure by Fund	FY 2017 Actual	FY 2018 Budget	FY 2019 Budget
General Fund	1,027,813	1,114,495	1,154,807
Transportation Fund	185,438	74,940	132,722
Infrastructure Fund	93,038	361,150	405,650
TOTAL EXPENDITURE	\$ 1,306,289	\$ 1,550,585	\$ 1,693,179

"WHERE THE MONEY GOES" - FY 2019-20



"GENERAL FUND EXPENDITURES" - FY 2019-20



Legislative Department (511)
FY 2019 Budget



Department Summary	FY 2017 Year-End Actual	FY 2018 Adopted Budget	FY 2018 Estimated Actual	FY 2019 Proposed Budget
Expenditures				
Operating Expenditures	11,369	12,976	12,165	13,455
Total Expenditures	\$ 11,369	\$ 12,976	\$ 12,165	\$ 13,455

FY 2019 Department Detail

Operating Expenditures

Contractual Services	2,700	Mayor's Stipend budget at \$225.00 per month
	7,200	Council Members Stipend budgeted at \$150.00 per month
Other Current Charges	1,000	Hotels, Meetings and Travel
	700	Training Courses
	300	Business Cards, Name Plates etc.
	215	Bit Defender - Security Software for lap tops
	800	Microsoft
	540	Email Addresses

Total Expenditures **13,455**

Executive Department - Town Clerk (512)
FY 2019 Budget



Department Summary	FY 2017 Year-End Actual	FY 2018 Adopted Budget	FY 2018 Estimated Actual	FY 2019 Proposed Budget
Expenditures				
Personal Services	123,622	143,543	144,951	152,793
Operating Expenditures	91,460	96,978	92,689	74,893
Capital Equipment	1,504	1,000	441	1,000
Total Expenditures	\$ 216,586	\$ 241,521	\$ 238,081	\$ 228,685

FY 2019 Department Detail

Personal Services

Salaries	110,116	Town Clerk and Deputy Town Clerk; Payment in Lieu of Health insurance
Management Bonus Pay	400	Christmas Bonus at Councils Discretion
Retirement	8,733	Florida Retirement System - 8.26% of Total Salaries
Health Insurance	16,740	Florida Blue \$1,361 per month for 9 months plus \$1,497 for 3 months
Payroll Taxes	8,088	7.65% of Total Salaries
Special Retirement	8,716	Olive Ingram retirement pay \$500 plus \$225.36 health Ins per month

Operating Expenditures

Travel & Per Diem	2,600	Hotel for CMC Courses \$1000; Mileage Reclaim for Courses and general \$1600
Communications Services	4,032	Email Addresses \$432; Fax Lines \$720; Internet \$2,880
Freight & Postage Services	1,500	P.O. Box Rental; Postage and Freight
Utility Service	7,200	Electric for Town Hall
Insurance	40,749	General, Property and Vehicle Liability
Repair and Maintenance	1,520	Pest Control; Water Testing & General Repairs
Software Maintenance	5,422	Adobe; Intuit; Intuit Payroll; MS Office; Bit Defender
Printing & Binding	1,040	Copier Overages; Business Cards; Letterheads etc.
Other Current Charges	1,200	Other Miscellaneous Items
Office Supplies	1,920	Stationary; Paper; Toner Ink and Other Office Supplies
Operating Supplies	1,200	Bathroom; Janitorial; Water; Computer; Batteries; Meetings etc.
Books, Pubs & Subs	4,960	Memberships; IIMC; FACC; LSMPO; FL League of Cities; Municode Tavares Chamber
Staff Training	1,550	Fall Academy; Summer Academy; Webinars and Seminars

Capital Equipment

Capital Equipment	<u>1,000</u>	Computer Hardware; Printers etc.
-------------------	--------------	----------------------------------

Total Expenditures 228,685

**Financial and Administrative Department (513)
FY 2019 Budget**



Department Summary	FY 2017 Year-End Actual	FY 2018 Adopted Budget	FY 2018 Estimated Actual	FY 2019 Proposed Budget
Expenditures				
Operating Expenditures	71,387	59,000	93,360	24,500
Total Expenditures	\$ 71,387	\$ 59,000	\$ 93,360	\$ 24,500

FY 2019 Department Detail

Financial Services

Accounting Services	10,000	General Accounting Services
Annual Audit	<u>14,500</u>	Annual Audit Fees

Total Expenditures **24,500**

**Legal Department (514)
FY 2019 Budget**



Department Summary	FY 2017 Year-End Actual	FY 2018 Adopted Budget	FY 2018 Estimated Actual	FY 2019 Proposed Budget
Expenditures				
Operating Expenditures	23,929	17,100	14,930	23,500
Total Expenditures	\$ 23,929	\$ 17,100	\$ 14,930	\$ 23,500

FY 2019 Department Detail

Legal Council

Legal Council Fees	18,000	General Legal Council
Special Magistrate	5,000	Code Enforcement Issues
Operating Expenditure	<u>500</u>	General

Total Expenditures **23,500**

**Comprehensive Planning (515)
FY 2019 Budget**



Department Summary	FY 2017 Year-End Actual	FY 2018 Adopted Budget	FY 2018 Estimated Actual	FY 2019 Proposed Budget
Revenues				
Planning & Zoning Review Fees	1,140	5,000	6,787	3,600
Total Revenues	\$ 1,140	\$ 5,000	\$ 6,787	\$ 3,600
Expenditures				
Operating Expenditures	5,640	7,000	6,100	10,000
Total Expenditures	\$ 5,640	\$ 7,000	\$ 6,100	\$ 10,000

FY 2019 Department Detail

Planning Services

Planning & Zoning Review	3,000	All Fees Associated with Planning Applications
Town Planning Services	6,000	Comprehensive Planning Fees
Operating Expenditure	<u>1,000</u>	Legal Advertising; Recording of Documents

Total Expenditures **10,000**

Protective Inspections - Building Permits (524)
FY 2019 Budget



Department Summary	FY 2017 Year-EndActual	FY 2018 Adopted Budget	FY 2018 Estimated Actual	FY 2019 Proposed Budget
Revenues				
Building Permit Fees	50,075	35,500	44,672	42,000
Total Revenues	\$ 50,075	\$ 35,500	\$ 44,672	\$ 42,000
Expenditures				
Operating Expenditures	30,648	23,967	28,000	28,300
Total Expenditures	\$ 30,648	\$ 23,967	\$ 28,000	\$ 28,300

FY 2019 Department Detail

Inspection Services

Inspection Fees	28,000	Permitting Fees paid to NOVA for Building Inspections
Other Current Charges	<u>300</u>	Miscellaneous

Total Expenditures 28,300

**Garbage/Solid Waste Services (534)
FY 2019 Budget**



Department Summary	FY 2017 Year-End Actual	FY 2018 Adopted Budget	FY 2018 Estimated Actual	FY 2019 Proposed Budget
Revenues				
Garbage/Solid Waste Revenue	156,454	159,070	162,792	164,386
Franchise Fee	15,722	17,020	17,082	17,411
Total Revenues	\$ 172,176	\$ 176,090	\$ 179,874	\$ 181,797
Expenditures				
Operating Expenditures	147,741	160,079	159,809	165,283
Total Expenditures	\$ 147,741	\$ 160,079	\$ 159,809	\$ 165,283

FY 2019 Department Detail

Solid Waste Services

Solid Waste Fees	161,495	Fees paid to WCA for the Collection of Garbage and Recycling
Tax Collector Admin Fees	3,288	2% of the Assessment paid to Lake County Tax Collector
Operating Expenditures	<u>500</u>	Includes Trim Preparation paid to Beth Harvey

Total Expenditures **165,283**

**Law Enforcement (521)
FY 2019 Budget**



Department Summary	FY 2017 Year-End Actual	FY 2018 Adopted Budget	FY 2018 Estimated Actual	FY 2019 Proposed Budget
Revenues				
School Resource Officer Funding	10,000	40,000	42,000	48,000
Traffic Court Fines	5,354	8,000	5,400	5,400
Police Education	368	500	676	720
Total Revenues	\$ 15,722	\$ 48,500	\$ 48,076	\$ 54,120
Expenditures				
Personal Services	396,801	437,885	443,330	466,239
Operating Expenditures	80,465	70,076	74,297	68,786
Capital Outlay	4,540	10,364	10,077	49,695
Total Expenditures	\$ 481,806	\$ 518,325	\$ 527,704	\$ 584,720

FY 2019 Department Detail

Personal Services

Salaries	68,653	Police Chief
	236,873	Police Officers Salaries
	4,683	Crossing Guards
Incentive Pay	3,480	Training Incentive
Management Bonus Pay	1,400	Christmas Bonus at Councils Discretion
Payroll Taxes	24,104	7.65% of Total Salaries
Retirement	76,436	Florida Retirement System - 24.50% of Total Salaries
Health Insurance	50,610	Florida Blue \$4,054 per month for 9 months plus \$4,460 for 3 months
	466,239	

Operating Expenditures - General Fund

Travel & Per Diem	1,000	Attendance at Training Courses and Seminars
Communications Services	4,896	Email Addresses \$960; Fax Lines \$450; Internet \$2,880
Telecommunications	5,880	Cellphones - A T & T
Police Radios	5,270	Agreement with Lake County
Postage & Mailing	200	Stamps; Code Enforcement Notices
Repair and Maintenance	2,800	Pest Control & General Repairs
Software Maintenance	9,420	Adobe; MS Office; LCSO Server Maint; Reporting Software; Bit Defender
Vehicle Maintenance	6,000	Oil Changes, Tires, Brakes, Filters etc.
Other Current Charges	2,200	Sheriffs Charity Gala; Other Miscellaneous Items
Office Supplies	1,000	Stationary; Paper; Toner Ink and Other Office Supplies
Operating Supplies	7,200	Uniforms; Vehicle Tags; Cameras; CPR Supplies; Tactical Equipment, etc.
K-9 Expenses	875	Food for Police Dog & Vets Bills
Fuel	21,000	Fuel for Police Vehicles
Books, Pubs & Subs	545	Memberships; FL Assn of Code Enforcement; Police Chief Associations; IACP
Police Education	500	Code Enforcement Continuing Education
Capital Equipment	500	Computer Hardware; Printers etc.
	69,286	

Operating Expenditures - Impact Fee Fund

Capital Equipment	49,195	Police Vehicle; Body Cameras
-------------------	--------	------------------------------

Total Expenditures 584,720

**Public Works Department (519)
FY 2019 Budget**



Department Summary	FY 2017 Year-EndActual	FY 2018 Adopted Budget	FY 2018 Estimated Actual	FY 2019 Proposed Budget
Expenditures				
Personal Services	10,714	21,866	14,080	17,771
Operating Expenditures	17,580	13,850	9,593	13,082
Total Expenditures	\$ 28,294	\$ 35,716	\$ 23,673	\$ 30,853

FY 2019 Department Detail

Personal Services

Salaries	15,332	Part-Time Public Works Technician - Mowing etc.
Payroll Taxes	1,173	7.65% of Total Salaries
Retirement	1,266	Florida Retirement System - 8.26% of Total Salaries

Operating Expenditures

Communications Services	760	Emergency Telephone
Utility Service	1,612	Electric for PW Building
Repair and Maintenance	2,000	Metal Siding (FEMA)
PW Vehicle Maintenance	480	Oil Changes and Brakes
Equipment Maintenance	300	Pressure Washer Service; Trailer Service
Software Maintenance	180	Adobe
Vehicle Repairs	800	General Vehicle Repairs
PW Equipment Repairs	1,000	General Repairs
Other Current Charges	500	Other Miscellaneous Items
Office Supplies	300	Stationary; Labels and Other Office Supplies
Operating Supplies	3,000	Tank Rental; Cleaners; Plumbing and Electrical Supplies; Tools etc.
Books, Pubs & Subs	150	Florida Department of Health Permits
Capital Equipment	2,000	Miscellaneous Capital Purchases

Total Expenditures 30,853

Parks & Recreation (572)
FY 2019 Budget



Department Summary	FY 2017 Year-End Actual	FY 2018 Adopted Budget	FY 2018 Estimated Actual	FY 2019 Proposed Budget
Expenditures				
Operating Expenditures	4,436	22,256	8,591	18,753
Total Expenditures	\$ 4,436	\$ 22,256	\$ 8,591	\$ 18,753

FY 2019 Department Detail

Operating Expenditures

Utility Fees	1,898	Joe Swaffer Park - Electricity Paid to SECO
	900	Community Building - Electricity Paid to SECO
Repairs & Maintenance	2,116	Joe Swaffer Park - Sod/Hydroseed; Picnic Table; Hardware & Tools
	1,000	Community Building - Emergency Repairs
	1,643	Kirkwood Park - Tree Service; Fence Supplies; Picnic Table
Community Events	6,500	Parks and Recreational Promotional
Special Events	2,000	Light up Astatula Christmas Event
Joe Swaffer Park	1,315	Wasp Spray; Glyphosate; Hardware & Tools
Community Building	510	Amerigas; Glyphosate, Janitorial
Kirkwood Park	872	Wasp Spray; Glyphosate; Hardware & Tools
Total Expenditures	<u>18,753</u>	

Fire Control (522)
FY 2019 Budget



Department Summary	FY 2017 Year-End Actual	FY 2018 Adopted Budget	FY 2018 Estimated Actual	FY 2019 Proposed Budget
Expenditures				
Operating Expenditures	4,645	8,384	6,715	21,457
Total Expenditures	\$ 4,645	\$ 8,384	\$ 6,715	\$ 21,457

FY 2019 Department Detail

Fire Control

Professional Services	9,000	Operations and Testing
Communication & Freight	760	Alarm for Well
Utility Services	1,250	SECO - Electric for Well
Repair & Maintenance	7,247	Generator Service; Hydrant Test; Chlorinator; Wet Tap; Relays & Pump
Operating Supplies	1,700	Sodium Hydrochloride
Fuel	<u>1,500</u>	Fuel for Generator

Total Expenditures 21,457

Stormwater Management (538)
FY 2019 Budget



Department Summary	FY 2017 Year-End Actual	FY 2018 Adopted Budget	FY 2018 Estimated Actual	FY 2019 Proposed Budget
Expenditures				
Operating Expenditures	263	1,000	0	1,000
Total Expenditures	\$ 263	\$ 1,000	\$ -	\$ 1,000

FY 2019 Department Detail

Operating Expenditures

 Engineering Fees 1,000 General Engineering Services

Total Expenditures 1,000

**Transportation Fund
FY 2019 Budget**



Department Summary	FY 2017 Year-End Actual	FY 2018 Adopted Budget	FY 2018 Estimated Actual	FY 2019 Proposed Budget
Revenues				
Carry Forward From Prior Year	0	0	0	52,722
County 9th Cent Tax	11,514	12,950	12,526	12,500
Local Option Gas Tax	49,012	49,400	48,447	48,500
State Revenue Sharing	18,371	17,590	18,385	19,000
Total Revenues	\$ 78,897	\$ 79,940	\$ 79,358	\$ 132,722
Expenditures				
Personal Services	0	0	0	11,847
Operating Expenditures	185,438	74,940	32,760	120,875
Total Expenditures	\$ 185,438	\$ 74,940	\$ 32,760	\$ 132,722

FY 2019 Department Detail

Personal Services

Employee Wages	10,221	Public Works Wages (Mowing)
Payroll Taxes	782	7.65% of Total Wages
Retirement Contributions	844	Florida Retirement System - 8.26% of Total Wages

Operating Expenditures

Operating Supplies	4,300	Road Patch; Road Seal; Tar; Reflector Tacs
Utilities	19,300	Town Street and Traffic Lights
Repairs & Maintenance	8,025	Tree Trimming & Removal
Fuel	1,000	Fuel for Mowing of Right-of-Way
Road Materials & Supplies	1,500	Millings
Road Signs & Paving	86,750	Road Paving and Striping; Street Signs; Speed Signs

Total Expenditures **120,875**

**Infrastructure Fund
FY 2019 Budget**



Department Summary	FY 2017 Year-End Actual	FY 2018 Adopted Budget	FY 2018 Estimated Actual	FY 2019 Proposed Budget
Revenues				
Carry Forward From Prior Year	0	172,150	0	219,650
Discretionary Surtax	181,047	189,000	185,840	186,000
Total Revenues	\$ 181,047	\$ 361,150	\$ 185,840	\$ 405,650
Expenditures				
Operating Expenditures	16,786	126,500	95,250	57,500
Capital Outlay	76,252	234,650	67,079	348,150
Total Expenditures	\$ 93,038	\$ 361,150	\$ 162,329	\$ 405,650

FY 2019 Department Detail

Operating Expenditures

Engineering	7,500	ROW and Stormwater Engineering
Professional Services	20,000	Engineering and Surveying for New Community Building
Small Cities CDGB Grant	30,000	Fees to Grant Administrator for Community Building

Capital Outlay

Public Works	7,500	Engineering for Water System
Police Department	28,650	Police Vehicle Leases - Two Patrol Vehicles
Park Buildings	300,000	Construction of New Community Building - Bid Alternates
Debt Service	<u>12,000</u>	Interest on Loan for New Community Building

Total Expenditures **405,650**